

WEDDING DAY
TIMELINES
for smooth wedding days



WEDDING DAY TIMELINES

for smooth wedding days

Wedding timelines can be confusing when you've never done one, even if you've attended a lot of wedding days you probably haven't paid much attention to how long each individual aspect lasted.

Every Bride (and Groom) wants their photos to be perfect and not a moment missed.

So planning the general flow of the day is important, not only for me as photographer but it will also help you make sure everyone's in the right place at the right time.

So today I'm going to try and shed some light on how to keep your wedding day moving, no matter what kind of wedding you're having.

These Timelines are just a guide and are not set in stone, but as your photographer I need enough time to capture all the photos you want. Please talk to me about the timeline so we can find you the perfect timeline to suit your



BASIC TIME FOR EVERYTHING

These are the basic minimum timeframes of each aspect of your wedding day with reasons as to why I need so much time.

Venue Decor & Detail Photos	30 Minutes
Groom Preperation & Portrait Photos	30 Minutes
Bride Preperation & Portrait Photos	1 hour (+15min)
Ceremony	45 Minutes
Signing of Register & Confetti	15 Minutes
Family Photos	30 Minutes
Bridal Party Photos	30 Minutes
Newlywed Photos	1 hour

Venue / Detail Photos:

Anything between 15 and 30 minutes.

This depends a lot on how much detail there is and if you want me to take photos of the Reception as well as the Ceremony areas.

Please make sure the venue planner or person who does the setup know at what time I will be arriving, to make sure that I don't miss any important detail in the photos. If they are not done with the setup, I cannot take the photos you want.



BASIC TIME FOR EVERYTHING

Groom Getting Ready & Portrait Photos

30 minutes minimum (can be longer)

Many Grooms dont want these photos to be taken but afterwards you will be glad for them. The groom is ultimatly part of the Wedding Couple and adding their preperations photos, just adds a lot more to your story.

Usually I ask the groom to be showered and dressed in their Trousers and Shirt. Any ties, jackets, shoes and cuff-links or extras are photographed as detail first (please have these ready for me to photograph as I arrive) and then as the groom puts it on. After the Groom is fully dressed I will take a few portraits of the Groom alone.



BASIC TIME FOR EVERYTHING

Groom Getting Ready & Portrait Photos - Continue

Groomsmen should be dressed if they have be in the photos. Things like crosages or name badges can be put on infront of the camera.

If you have any special something that you want to do with the groomsmen for exampel pour a glass of special whiskey and have a toast or have a sigar with your buddies. Make sure you add a bit of extra time for that, sometimes it can take a while to get it going or get everyone to "play" along.

If you want the photographer to photograph the wedding rings together, please make sure that someone has it nearby to be photographed.



BASIC TIME FOR EVERYTHING

Bride Preparations & Portrait Photos

1 hour minimum (+15 minutes breather time)

Every bride wants her day to be perfect and this is where it all starts. Make sure you let your Hair & Make-Up Artist know when the photographer will arrive. Ask them to be very close to done when the photographer is due to arrive. This way we don't lose anytime waiting for makeup or hair to be finished.

Ask your bridesmaids to help clean up the room a bit; cluttered spaces don't give a nice feel to the photos. Bathrooms are usually a good place to store extra bags or stuff that will not be needed for the actually getting dressed.



Make sure to have all your detail that you want to be photographed ready for the photographer, for example your dress (make sure you have a nice hanger for the photos), shoes, any jewellery, flowers, garters, perfume etc. I usually do this first while you are still busy with the last touch ups of your make-up or hair.



BASIC TIME FOR EVERYTHING

Bride Preparations & Portrait Photos - Continue

If the bride and bridesmaids have special gowns or shirts that they would like to be photographed in before they get dressed, this needs to happen quickly so that everyone can get dressed and help the bride into her dress. If mom has to help with the dress, make sure she is dressed as she should be for the photos.



Up to here shouldn't take me more than 15 minutes. Less would be even better.

Once it is time for the bride to get into her dress, I will give you some privacy and let you pull up the dress up till where you are decently covered. I would like to capture that buttons or ribbon being laced up.



BASIC TIME FOR EVERYTHING

Bride Preparations & Portrait Photos - Continue

Next will be jewellery, shoes then garter. If you want someone specific to help you put on any of these, they should already be dressed for the photos. It makes a very pretty picture if all the bridesmaids are finished and stand around helping the bride.

Hopefully by now only 30 minutes has passed since I arrived.

A few portraits of the bride will then be taken without the veil. Once that is done we can put on the veil and take a few more portraits with the veil on. I usually ask for the flowers to be here for a few photos as well, so make sure we have something to towel the flowers dry. We don't want to make the beautiful wedding dress wet.

Once the bride's portraits are done and there is still more time left, we do a few with her and her girls.




BASIC TIME FOR EVERYTHING

Bride Preparations & Portrait Photos - Continue

If dad comes to fetch her we love to take that first look of total amazement from dad as he see his beautiful daughter in her wedding dress.

I like to add in an extra 15 minutes after my photos are done with the bride. This I call the breather minutes. This is to take a breath, you're dressed and almost ready to go. Take the time to make sure you have everything you need. If we are a little behind and want more photos for portraits or didn't get some with the girls, this is the time to do that as well. While the bride takes her breather, I usually go to the Ceremony venue and setup or get some photos of the groom, groomsmen or guests waiting.



BASIC TIME FOR EVERYTHING

Ceremony, Signing of Register & Confetti

Anything up to 1 Hour

The Ceremony is what the entire day is actually all about! It is also the part of the day where we as photographers has the least control in the sense of posing or telling you how to stand or how to look. So this is all basically up to you... but do not fear we have total confidence that you will still be amazingly beautiful and truly handsome while you tie the knot.

When you visit your Marriage officiate please ask them, more or less how much time they will need to perform the ceremony. This will help a lot in planning your timeline. This is the only set in stone time and everything is planned around it. If the ceremony is shorter than planned, we win time, but if its longer than originally thought, it can have an effect on your light time for the couple photos.

Typically I will always try to arrive at the Ceremony before the bride. I will try and get a quick photo of the groom with his groomsmen as they stand at the altar waiting for the bride.

I usually ask the bride to wait for me in the wedding car. This way I know you won't catch me off guard and miss you entering and we can also get a few photos of you in the car.



BASIC TIME FOR EVERYTHING

Ceremony, Signing of Register & Confetti - Continue

Once the Ceremony is over the MC or Preacher would ask everyone to get their confetti ready while the register is being signed.

Usually everyone wants to congratulate the newly wedded couple and this can sometimes take up a lot of time. I will always let you have some time with your friends and family for that, but please bear with me if I start to hurry it along after a while.



Some tips and tricks

Once the bride starts walking down the aisle, I will be at the front, photographing the bride as she walks as well as try and get the groom's reaction. To help me get both, if the bride has a very short aisle to walk down, try not to run down that aisle. Give everyone time to look at your beautiful gown and appreciate the moment.

When the moment comes to put on the rings, please don't just slip it on to get it over with, keep your hand on the ring for just a few seconds longer to make sure I have that very special moment. The same with the kiss... this is your moment you have been waiting for, finally you belong to each other and you may kiss each other with no restraint, forget about the spectators for just a minute and enjoy that first kiss.

BASIC TIME FOR EVERYTHING

Family Photos

15 to 30 minutes

Most of the time Couples will tell me 30 minutes is too long, they don't have that many family members. I would rather have enough time than accidentally too little. But this can be discussed when we setup the timeline.

Getting everyone at the right place usually takes time. There is always someone who didn't know they were supposed to be in the photos. Or one member has another idea of who needs to be in a quick photo as well.

Try and make a list before the wedding and either send it to me to take along on the wedding day, or give it to your bridesmaid or someone who might know most of the people on the list, to make sure they are all present.

Big group photos of all your guests are usually also taken here before we start with the smaller groups of family members.

If there is time left, we can either start earlier with the bridal party photos and have a bit longer for more fun or you can decide to mingle with your guests for a little bit.



BASIC TIME FOR EVERYTHING

Bridal Party

30 minutes

This could be the time where we have the most fun.

Your bridal party are usually chosen with a lot of consideration. Close friends, family members, in other words people that you know well and know you well. So let's kick of those shoes (only if you want to) and have some fun.





BASIC TIME FOR EVERYTHING

Newly Wed Couple Photos

1 Hour

This is the part where the magic happens! This is the photos you would want to brag with or even show your children one day. This is the photos that people will talk about.

The newly wedded couple will spend an hour alone with me where we capture those romantic photos of just the two of you. We usually try and do this as late as the sun will permit us, for that soft golder hour glow.



BASIC TIME FOR EVERYTHING

Reception

I spend as much time as the package allows at your reception. Ideally I would like to get all the important parts on camera, but the layout of how the evening proceeds is usually out of my hands and up to the co-ordinators, the food and the speeches.

Some couples make the most of the time I'm there by cutting the cake when they do their walk in or walk straight to the dance floor and do their first dance. With this all done the speeches can take their time and people can enjoy their food. The reception is after all suppose to be the fun and party part of the day!

Few tips that I have learned over the years, to get that nice flow of things, plan the evening as follow (this is if you havent already done any of these things with the walking): Cut the Cake, Throw the flowers and the Garter and then open the dance floor. Once the people started dancing and having fun they dont like to be stopped and usually precious time is wasted by just getting everyone to sit back down for another event to happen.

